



WHD-16 Full height security gate



Application

WHD-16 full height security gate with the electromechanical lock and the door latch mechanism is a blocking device designed for people flow management at checkpoints with high safety requirements and at sites where full height coverage is required.

Main features

- unlocking is performed by ACS, a key or control button located on the lock housing (the gate can be unlocked from any side)
- gate locks automatically after the swing panel is back to its home position
- lock can be unlocked remotely from ACS
- swing panel resets to its home position after the passage by means of the hydraulic door latch mechanism
- passageway width provides access for people with limited mobility accompanied by caregivers and also allows carrying bulky items
- lightweight security gate makes the passage more convenient
- high corrosion resistance provides a long service life in the adverse environmental conditions
- security gate is produced in the same design as the RTD-16 turnstile and MB-16 full height railing section
- security gate together with RTD-16 turnstiles can be used as an emergency exit
- safe voltage of the lock power supply

Operating conditions

The security gate, with regard to resistance to environmental exposure, complies with GOST 15150-69 category N2 (operation outdoors). Operation of the security gate is allowed at ambient temperature from -30°C to +50°C and relative air humidity up to 98% at + 25°C.

Design

Finish – galvanized powder-coated steel. Colour – blue. Powder coating to RAL colours is available on order.

WHD-16 Full height security gate

Delivery set

Security gate assembly with put-on electromechanical lock	1
Door latch mechanism with fastener	1
Technical documentation (set)	1
Optional equipment (upon request)	
M10 anchor bolt with SORMAT PFG IR 10-15 anchor	4
Attaching plates and brackets required for connecting the elements of the turnstile, railing sections, canopy, security gate	

Technical specifications

Electromechanical lock voltage	from 11.5 to 14 V DC/AC
Current consumption	max. 3 A
Power consumption	max. 36 W
Throughput rate in single passage mode	12 persons / min
Daily average throughput rate in the single passage mode	2000 persons
Passage zone dimensions (HxW)	960x2000 mm
Mean time to failure	1,000,000 passages
Overall dimensions (LxWxH)	1224x350x2093 mm
Overall net weight	70 kg
Package dimensions	221x130x24 cm

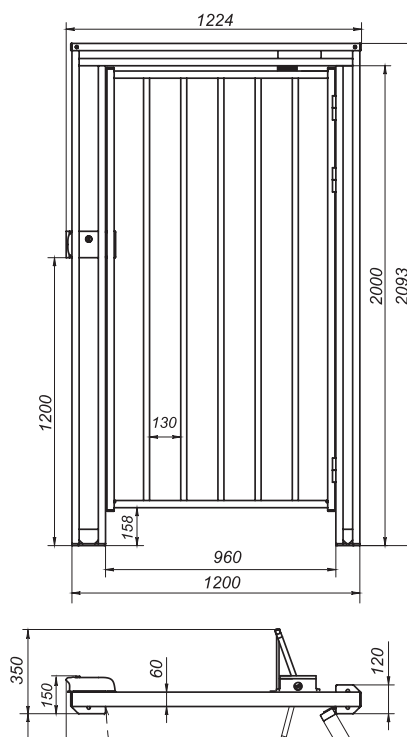
Connection

When operated from ACS the lock switches to the "Open" mode and reminds so for unlimited time period after a control signal is sent to the lock. When the lock is in the locked mode, after being opened it resets to its home position.

The duration of the ACS control signal must be min. 500 ms.

Reed sensor for "Closed" mode control is recommended to be installed on the gate for proper operation of the security gate being a part of ACS.

Overall dimensions



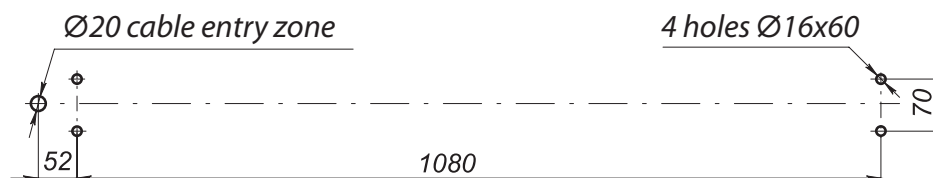
Security gate overall dimensions

WHD-16 Full height security gate

Mounting

Foundation requirements: plain concrete (grade 400 or higher), stone or similar foundations of at least 150 mm thick. For the installation of the security gate on less steady foundation it is recommended to apply reinforcing elements (250×250×400 mm).

See Fig. for security gate hole marking There is a hole for control cable laying to the lock in the security gate framework post.



Hole marking for security gate mounting

Warranty

The warranty period is 5 (five) years commencing from the date of sale, unless otherwise determined in the delivery contract of the Product. In case of sale and installation of the equipment by authorized PERCo dealers and service centers, warranty starts from the date of commissioning.

Should there be no date of sale on the warranty card, the warranty period shall commence from the date of manufacture specified in the Certificate and on the Product label.